



180° Rotation
MST-300VDR 2.5t



MST-600VD 3.8t



MST-1500VD 7t



360° Rotation
MST-1500VDR 7t



MST-3000VD 15t

**RUBBER CRAWLER
CARRIER**

Versatile application to meet worldwide customer needs

Morooka products are used in a wide range of applications and are particularly suited to environmentally sensitive areas. They will accommodate a variety of attachments such as water tanks, digger derricks, drill rigs, cement mixers, welders, lubrication rigs, fire fighting equipment, specialty dump bodies, scissor lifts, seismic testing equipment, exploration tools, air compressors and personnel carriers.



EARTH MOVING



CANAL CONSTRUCTION



PALM OIL PLANTATION



ANTARCTIC EXPLORATION



RESTORATION



FORESTRY



AGRICULTURE



DRILLING



MAN LIFT



THE MINISTRY OF DEFENCE



ELECTRIC POWERLINE



FUEL TRANSPORTATION

Please consult with us before you apply any modification.
Please note that Morooka have no responsibility for performance and safety of products modified not by Morooka.

MOROOKA
Morooka Co., Ltd.

Postal Code : 301-0031
358 Shoubeeshindenmachi, Ryugasaki city, Ibaraki Prefecture, Japan
TEL. +81-297-66-2111 FAX. +81-297-66-3110
URL : www.morooka.co.jp (Japanese)
www.morooka.com (English)

CONTACT

Empty contact form box.

RUBBER CRAWLER CARRIER

CARRIER for SOFT, SANDY and ROUGH TERRAIN



360° Rotation
MST-200VDR 2t



MST-300VD 2.5t



MST-700VD 4.3t



NEW
MST-800VD 4.8t/5t



MST-2200VD 11t



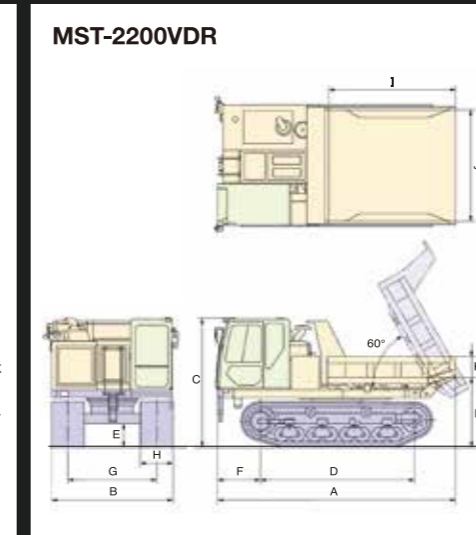
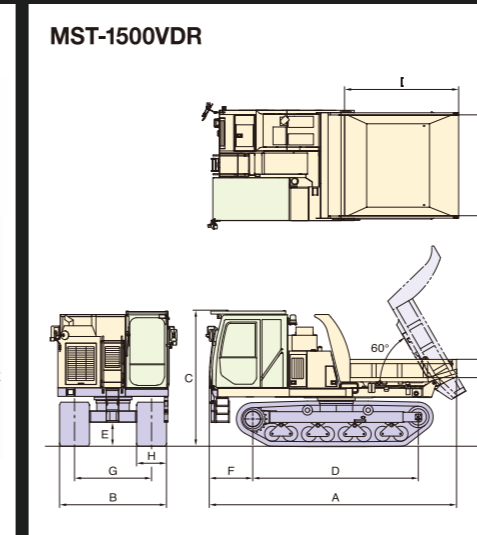
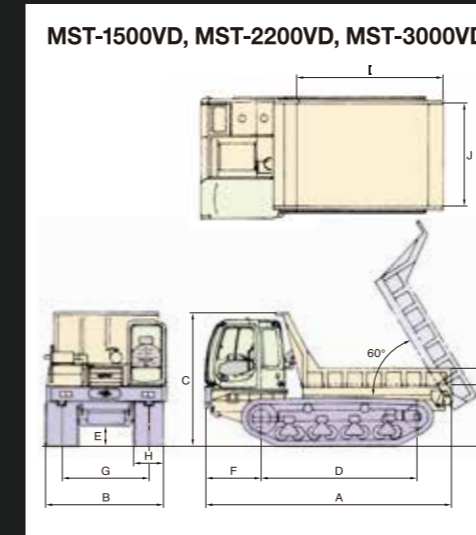
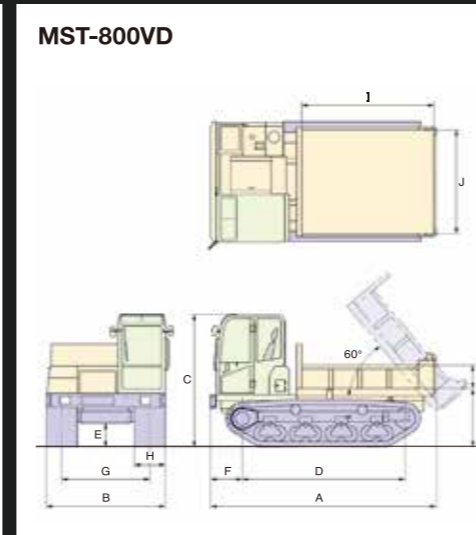
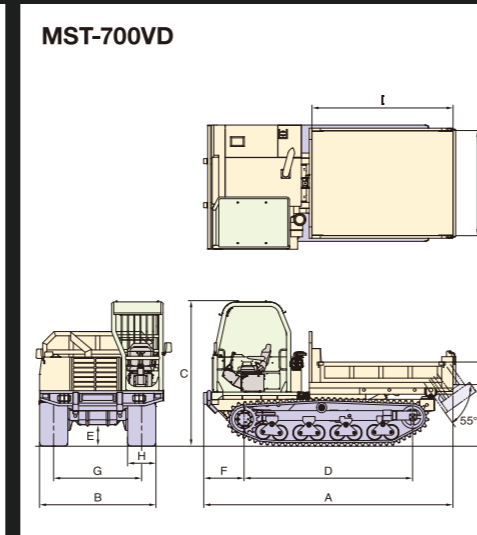
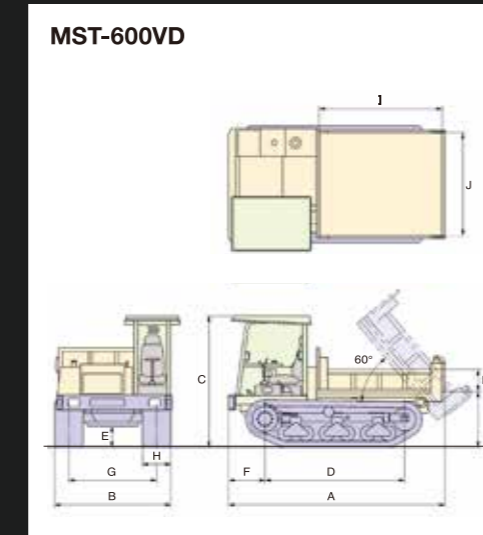
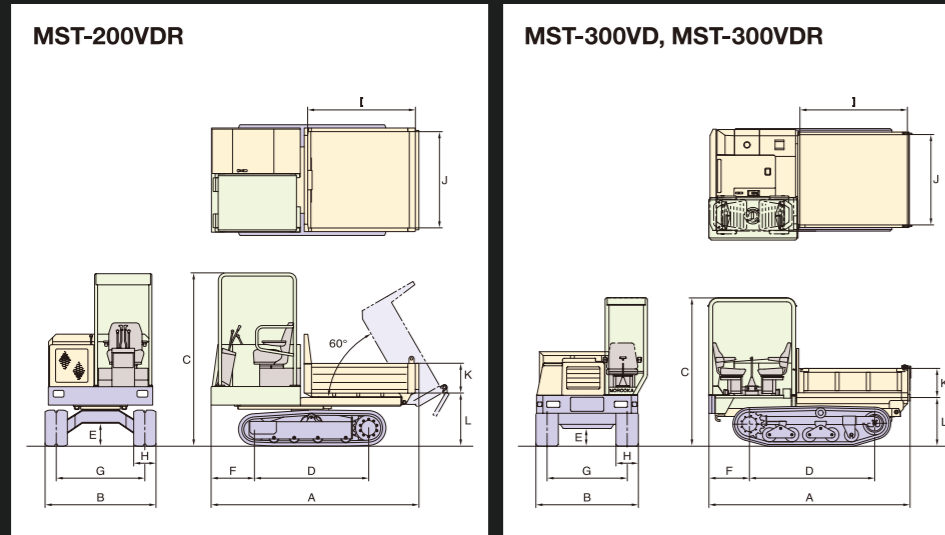
360° Rotation
MST-2200VDR 11t



MOROOKA

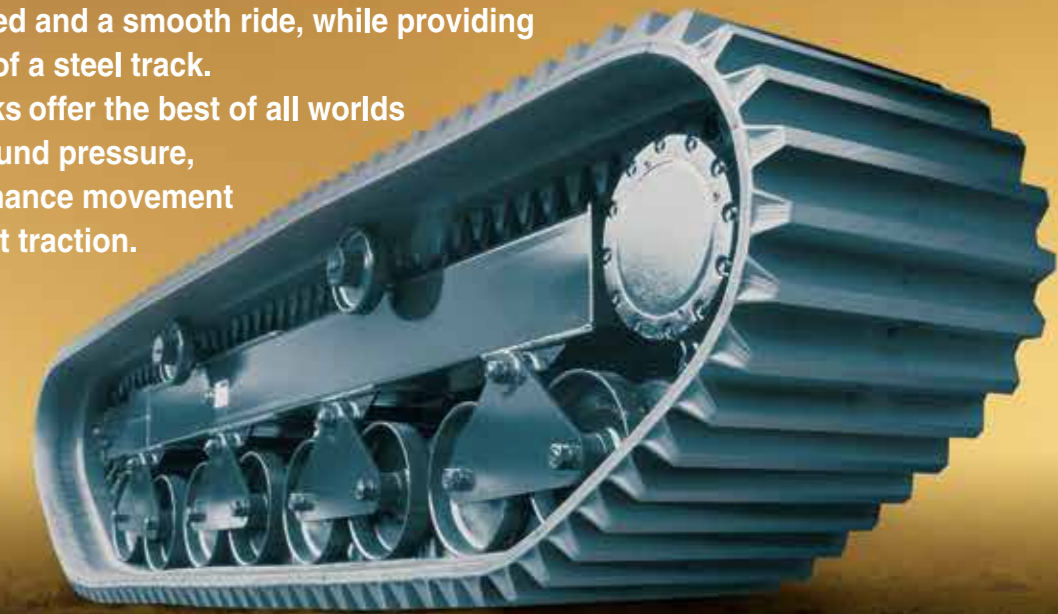
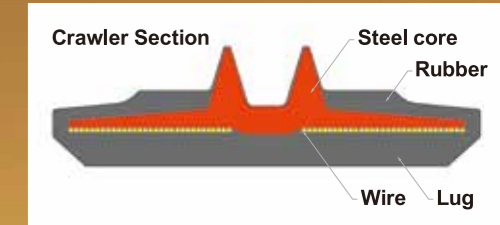
Made
in
Japan

**WIDE RANGE
OF PRODUCTS**



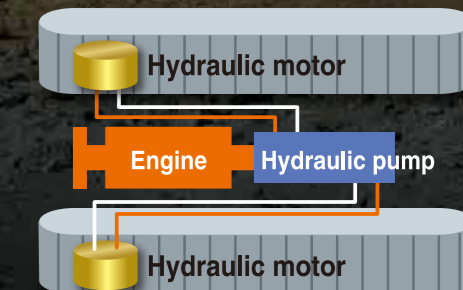
Durable Rubber Tracks

The rubber tracks offered on our Morooka carriers are the result of over 50 years of joint development from Bridgestone and Morooka. The rubber tracks combine the characteristics of a tire equipped vehicle, such as speed and a smooth ride, while providing the traction of a steel track. Rubber tracks offer the best of all worlds with low ground pressure, high performance movement and excellent traction.



Easy control with HST drive system

The hydrostatic transmission allows for economical use of the engine's full power. All steering maneuvers can be executed with a pair of simple control levers. The H.S.T. system completely eliminates the need for clutch and gear controls making the Morooka carrier highly maneuverable.



One driving lever for MST-300VD and MST-600VD



Two driving levers for MST-800VD, 1500VD, 2200VD and 3000VD

MODEL		MST-200VDR	MST-300VD	MST-300VDR	MST-600VD	MST-700VD
PERFORMANCE						
Maximum Payload	kg (lbs)	2,000 (4,400)	2,500 (5,511)	2,500 (5,511)	3,800 (8,378)	4,300 (9,480)
Loading Capacity	m³	0.63	0.87	0.89	1.28	1.67
Speed1 Low	km/h(mph)	3.0 (1.7)	6.0 (3.7)	6.0 (3.7)	7.0 (4.3)	7.0 (4.3)
Speed2 High	km/h(mph)	5.5 (3.4)	9.0 (5.6)	9.0 (5.6)	10.0 (6.2)	10.0 (6.2)
Ground Pressure(empty)	kPa	21.0	29.4	29.7	24.8	24.9
MACHINE DIMENSION						
Machine Weight	kg (lbs)	2,000 (4,400)	2,685 (5,919)	2,710 (5,975)	4,400 (9,700)	5,800 (12,786)
Overall Length	A mm (f)	2,850 (9.3)	3,150 (10.3)	3,490 (11.4)	3,780 (12.4)	4,520 (14.8)
Overall Width	B mm (f)	1,500 (4.9)	1,745 (5.7)	1,745 (5.7)	2,100 (6.8)	2,200 (7.2)
Overall Height	C mm (f)	2,340 (7.6)	2,330 (7.6)	2,330 (7.6)	2,330 (7.6)	2,580 (8.4)
Wheelbase	D mm (f)	1,545 (5.0)	1,955 (6.4)	1,955 (6.4)	2,440 (8.0)	2,960 (9.7)
Min. Ground Clearance	E mm (f)	345 (1.1)	275 (0.9)	275 (0.9)	350 (1.1)	350 (1.1)
Front Overhang	F mm (f)	630 (2.0)	630 (2.0)	630 (2.0)	640 (2.0)	770 (2.5)
Crawler Distance	G mm (f)	1,200 (3.9)	1,250 (4.1)	1,250 (4.1)	1,450 (4.7)	1,560 (5.1)
Crawler Width	H mm	300	350	350	500	500
Crawler Size	mm	300×72×60	350×100×53	350×100×53	500×100×65	500×100×76
DUMP BODY						
Overall Length	I mm (f)	1,560 (5.1)	1,675 (5.4)	1,965 (6.4)	2,150 (7.0)	2,500 (8.2)
Overall Width	J mm (f)	1,400 (4.5)	1,410 (4.6)	1,465 (4.8)	1,700 (5.5)	1,850 (6.0)
Overall Height	K mm (f)	400 (1.3)	370 (1.2)	310 (1.0)	360 (1.1)	360 (1.1)
Ground Clearance	L mm (f)	685 (2.2)	825 (2.7)	950 (3.1)	1,050 (3.4)	1,120 (3.6)
ENGINE						
Model		KUBOTA V1505 Tier 4 final Stage 4	KUBOTA V2203 Tier 4 interim Stage 3A	KUBOTA V2203 Tier 4 interim Stage 3A	KUBOTA V3307 Tier 4 interim Stage 3A	KUBOTA V3800 Tier 4 interim Stage 3B
Nominal Output/rpm	HP(kw)/rpm	25(18.5)/2,800	47(35.4)/2,800	47(35.4)/2,800	73(54.6)/2,200	93(69.2)/2,200
Torque	N·m/min-1	92.6/1,700	141/1,600	141/1,600	261/1,500	330/1,500
OTHERS						
		CANOPY(ROPS)	CANOPY(ROPS)	CANOPY(ROPS)	CANOPY(ROPS)	CANOPY(ROPS/FOPS)
		-	-	-	-	-

MST-800VD		MST-1500VD					
		4,800 (10,584)	4,800 (10,584)	5,000 (11,023)	7,000 (15,435)	7,000 (15,435)	7,000 (15,435)
		1.77	1.77	1.82	2.39	2.39	2.39
		6.5 (4.0)	6.3 (3.9)	6.7 (4.1)	7.6 (4.7)	5.9 (3.6)	6.0 (3.7)
		11.0 (6.8)	9.0 (5.5)	9.6 (5.9)	11.0 (6.8)	8.5 (5.2)	11.0 (6.8)
		21.9	16.8	24.6	21.5	17.0	25.4
		6,400 (14,110)	6,500 (14,330)	7,200 (12,200)	9,200 (20,280)	9,200 (20,280)	10,900 (24,030)
		4,430 (14.5)	4,500 (14.7)	4,500 (14.7)	5,360 (17.5)	5,520 (18.1)	5,750 (18.8)
		2,425 (7.9)	2,425 (7.9)	2,455 (8.0)	2,635 (7.7)	2,650 (8.6)	2,650 (8.6)
		2,590 (8.4)	2,590 (8.4)	2,710 (8.8)	2,780 (9.1)	2,900 (9.5)	2,910 (9.5)
		3,130 (10.2)	3,130 (10.2)	3,130 (10.2)	3,870 (12.6)	3,870 (12.6)	3,870 (12.6)
		470 (1.5)	470 (1.5)	425 (1.3)	460 (1.5)	460 (1.5)	540 (1.7)
		690 (2.2)	690 (2.2)	800 (2.6)	700 (2.2)	700 (2.2)	965 (3.1)
		1,700 (5.5)	1,700 (5.5)	1,700 (5.5)	1,800 (5.9)	1,800 (5.9)	1,800 (5.9)
		600	600	600	700	700	700
		600×100×80	600×100×80	600×100×80	700×100×98	700×100×98	700×100×98
		2,600 (8.5)	2,600 (8.5)	2,600 (8.5)	3,100 (10.1)	3,100 (10.1)	3,100 (10.0)
		1,950 (6.3)	1,950 (6.3)	2,000 (6.5)	2,200 (7.2)	2,200 (7.2)	2,200 (7.2)
		350 (1.1)	350 (1.1)	350 (1.1)	350 (1.1)	350 (1.1)	350 (1.1)
		1,160 (3.8)	1,160 (3.8)	1,200 (3.9)	1,350 (4.4)	1,350 (4.4)	1,350 (4.4)
		Mitsubishi 4D34 Tier 2 Stage 2	CAT C4.4 Tier 3 Stage 3A	CAT C4.4 Tier 4 interim Stage 3B	Mitsubishi 6D16 Tier 2 Stage 2	CAT C6.6 Tier 3 Stage 3A	Cummins QSB6.7 Tier 4 final Stage 4
		109(81.0)/2,200	129(92.8)/2,200	124(92.6)/2,200	221(165)/2,700	225(168)/2,200	225(168)/2,200
		394/1,600	550/1,400	530/1,400	700/1,300	986/1,400	949/1,500
		CABIN CANOPY(OPTION)	CABIN(ROPS) CANOPY(OPTION)	CABIN(ROPS)	CABIN CANOPY(OPTION)	CABIN CANOPY(OPTION)	CABIN(ROPS)
		HEATER	HEATER	AIR CONDITIONER	AIR CONDITIONER	AIR CONDITIONER	AIR CONDITIONER

MST-1500VDR	MST-2200VD	MST-2200VDR	MST-3000VD
7,000 (15,435)	11,000 (24,255)	11,000 (24,255)	15,000 (33,060)
2.60	3.53	3.53	4.9
6.1 (3.7)	8.0 (5.0)	7.0 (4.3)	8.0 (5.0)
8.6 (6.0)	11.0 (6.8)	10.0 (6.2)	12.8 (7.9)
27.6	31.6	33.2	28.9
11,800 (26,015)	13,400 (29,542)	14,100 (31,085)	16,000 (35,274)
5,790 (18.9)	6,200 (20.3)	6,260 (20.5)	5,900 (19.3)
2,600 (8.5)	2,905 (9.5)	2,850 (9.3)	2,980 (9.7)
3,178 (10.4)	3,140 (10.3)	3,800 (12.4)	3,200 (10.4)
3,870 (12.6)	3,840 (12.5)	3,750 (12.3)	3,840 (12.5)
560 (1.8)	430 (1.4)	480 (1.5)	580 (1.9)
1,015 (3.3)	1,270 (4.1)	1,330 (4.3)	1,100 (3.6)
1,800 (5.9)	2,050 (6.7)	2,050 (6.7)	2,180 (7.1)
700	750	750	800
700×100×98	750×150×66	750×150×66	800×150×66
2,750 (9.0)	3,600 (11.8)	3,600 (11.8)	3,200 (10.4)
2,350 (7.7)	2,450 (8.0)	2,450 (8.0)	2,750 (9.0)
470 (1.5)	400 (1.3)	400 (1.3)	500 (1.6)
1,570 (5.1)	1,450 (4.7)	1,430 (4.6)	1,670 (5.4)
Cummins QSB6.7 Tier 4 final Stage 4	CAT C7 Tier 3 Stage 3A	Cummins QSB6.7 Tier 4 interim Stage 4	CAT C7.1 Tier 4 interim Stage 3B
225(168)/2,200	249(186)/2,200	249(186)/2,200	249(186)/2,200
949/1,500	1,142/1,400	990/1,500	1,142/1,400
CABIN (ROPS/FOPS)	CABIN	CABIN(ROPS)	CABIN(ROPS)
AIR CONDITIONER	AIR CONDITIONER	AIR CONDITIONER	AIR CONDITIONER